

Jami Lin's

Feng Shui

Home Study Master's Course

©2014/2005 Jami Lin all rights reserved

JamiLin.com • [Feng-Shui-Interior-Design](#) • [ColorAlchemy](#) • [Age-Defying Skin Care](#)

Jami Lin's
Feng Shui
Home Study Master's Course

It is suggested to print each lesson and place them together in a special binder with divided tabs as a convenient reference.

Published by EarthDesign, Inc.
Venice, Florida
www.JamiLin.com

Special thanks to my editors
Joel Levy, Denny Fairchild, Alice Lee, Brenda Hark, Jeri Turner

Extra Special Thanks to my loved ones for their continued support
Joel Levy, James A. Moser Roberts, Denny Fairchild

ALL RIGHTS RESERVED

No part of this publication may be reproduced by any mechanical photographic, audio, or electronic process, nor may it be transmitted or otherwise copied for public or private use - other than for "fair use" as brief quotations in articles and reviews - without prior written permission of the publisher.

Copyright Violation as protected by international law.
Thank you for your cooperation

Table of Contents

Secret & Week #1:	Life-Desires and the Bagua
Secret & Week #2:	Removing the Detrimental Effects of Clutter and how to Control Clutter.
Secret & Week #3:	Feng Shui Awareness, Inspiration & Space Clearing.
Secret & Week #4:	Personal Symbols
Secret & Week #5: Special Feature:	The Five Elements Using the Five Elements to improve your Business.
Secret & Week #6:	Combining Personal Symbols, Five Elements, and the Bagua
Secret & Week #7:	Best Feng Shui Directions
Secret & Week #8:	Flying Star Feng Shui: Natal Energies
Secret & Week #9:	Flying Star Feng Shui: Yearly & Monthly Energies

Enjoy the BONUSSES in each Secret too!

DISCLAIMER

Recommendations made in this publication does not prescribe the use of any techniques as treatment for physical, emotional, or medical problems. This information is provided with our most positive intentions to help you in your quest for emotional and spiritual well-being. Neither the authors, publishers, programmers, and/or its affiliates assume any responsibility for your actions.

©2014/2005 Jami Lin all rights reserved

JamiLin.com • [Feng-Shui-Interior-Design](#) • [ColorAlchemy](#) • [Age-Defying Skin Care](#)

For **Feng Shui Certification**, [HERE](#) are the study questions for this section.

If you registered for Certification Module (and you have a passcode):

- I'll remind you at the end of your first five lessons (including *The Five Elements in Business* section) to take your Foundation Certification.
- When you are ready to take your Foundation Certification test, input your pass code [HERE](#).

Suggestion: print and answer all the sample questions from each section, and have the answers in front of you!

Your pass code will only work once, so select a time when you are ready.

Good luck!

For those who have not registered for Certification Module:

You see from the Study Questions that becoming a Certified Feng Shui Consultant is not difficult and you receive:

- Customized Certification diploma (suitable for framing)
- Featured listing on "[Locate Certified Feng Shui Practitioner/Consultant](#)" page (with contact information and links to your site(s))

Certification-Study Questions for [Life Desires and the Bagua](#)

Enjoy the extra-lesson slides!

[Welcome to your Feng Shui Mastery:](#) is an opportunity for Jami Lin to welcome you a wonderful journey that she loves so much. Inspirational and motivational slides set the tone for your personal evolution and Feng Shui contributions.

[Basic Feng Shui Principles:](#) paints the big picture with the essentials for your house to “Welcome You Home!” Aspire toward the bottom-line basics of good Feng Shui.

[Life Desires:](#) shares basic decorative ideas for each of the 9 Life-Desire areas.

[Deepening Life Desires:](#) This comprehensive-slide collection provides a review on Life-Desire areas, strengthens decorative applications, solidifies directional energies, and makes suggestions of when each area should be reevaluated.

Life Desires and the Bagua

Secret # 1

"We turn, not older with years, but newer everyday."

--Emily Dickinson

Special Tips:

[Deepen Love](#)

[Increase Wealth](#)

[Improve Health](#)

[Raise Your Spirit](#)

How is your Feng Shui going with the lessons you have already learned from JamiLin.com? Does it feel differently having now placed some appropriate accessories in the right areas? Do you feel lighter and more energized. Are you happier after clearing out some of your clutter?

Feng Shui only gets better, and I'll be right here with you. Remember, I Love helping people and hearing success stories!

I know that you want to jump in with your Life Desires and your Bagua but I would be remiss without providing some fascinating Feng Shui history first.

Feng Shui Schools

For Feng Shui to be effective, you have to be dedicated to the possibility of it working. Right!? Sounds obvious, but clients call me saying that their Feng Shui is not working. When asked if they made easy modifications such as painting a wall, hanging a symbolic piece of art, or repositioning the bed, if they said no, of course it didn't work! They didn't make the effort!

The reason why Feng Shui is still practiced today after 5,000 years is because it works. Feng Shui continues to evolve and adapt to changing times. For example, the ancients didn't have to consider the Feng Shui of computers or electricity.

1.2 *Life Desires and the Bagua*

People often get confused by the many different approaches to Feng Shui. My 15 years of Feng Shui consultations integrate the most effective techniques from all **Feng Shui philosophies**. So lets get to them one at a time...

Getting to Know Feng Shui

To practice Feng Shui and reap its grand rewards, it is important to understand the different Feng Shui "schools." Their philosophies are all based on the cycles of nature and are validated through science and mathematics. Just as Picasso didn't evolve into his blue or cubistic style without being a master painter first, before you can Feng Shui your **home, office, apartment, living room, bedroom, desk, furniture, or garden**, you should know about the different styles of Feng Shui and how they evolved.

Form is Function: Form School

The **Classical or Traditional Feng Shui School was the first** and it is easy to understand why.

The ancient Chinese observed the topographical features in the earth. They studied the land for the best place for shelter, safety, and how their crops would benefit from nutrients of the earth, sun, and rainfall. They also tracked the cycles of the seasons to determine when to plant, when to harvest, along with when to gather and store for the future.

Form Feng Shui teaches us where land conditions are prime for planting seeds of success. While not included in the Home Master's Course, "land forms" it is important to know about how mountains (or neighboring buildings) and waterways (or roadways that make buildings accessible) influence your cave (your home and its location).

In **Feng Shui Today**, my Book-of-the-Month Club title, there is a comprehensive lesson on Form Feng Shui.

1.3 Life Desires and the Bagua

Compass School

The ancients then noticed that they would be protected and stay warmer on the south side of a mountain rather than expose themselves to the chilly winds on the north face. Thus, the practical logic of directional or **Compass Feng Shui** was born. **Compass School** is also considered one of the **Classical or Traditional Feng Shui Schools**.

Simply stated, compass direction is based upon the energetic push and pull of the earth. Magnetism is the unseen energetic forces of the planets and gravitational force of the earth orbiting around the sun. This magnetism holds everything in the universe together. Magnetism enables the sun to consistently rise in the east and set in the west and affects physical attributes and is the root of Traditional Feng Shui.

Gravity, a form of magnetics, affects our bodies by keeping us grounded, instead of flying off into space. We also experience subtleties from the ever changing moon cycles which are also created by gravity. Moon and earth magnetics influence all earth's waters as well as liquids in our bodies. All of this will affect how we feel. This is how to begin experiencing **Compass School Feng Shui** (and the Monthly Flying Star cycles in Secret #9). Whether or not you have personally experienced the subtleties of earth magnetics, **Compass Feng Shui** provides the concepts to harness the directional energies that maximize your perfect flow and keeps you in harmony with the earth.

TIP: The more you understand directional energy, the more you will become sensitive to Feng Shui conditions. Intuit ways to solve them, and, ultimately, Maximize your Success.

Easy Compass School Quick Start: Remember the differences of a sunrise and sunset. Think about the different energy of the east as you welcome the new day, and your experience as sunset brings it to a close in the west. You are feeling your Feng Shui, and it is ALL ABOUT YOU!

1.4 *Life Desires and the Bagua*

Black Sect Tantric Buddhism or Black Hat Feng Shui school

Master Lin Yun is credited for single-handedly influencing the resurgence of Feng Shui in America. He founded the **Black Sect Tantric Buddhism School** (BSTB) of Feng Shui (or **Black Hat Feng Shui**) almost fifty years ago. Crystal Chu, director of the Lin Yun Temple explains, "There are three features that are unique and different from other traditional Feng Shui approaches: the incorporation of contemporary science and western knowledge, the concept of visible and invisible elements, and the use of transcendental cures and blessings, which are (said to be) the spiritual aspects of Feng Shui.

Feng Shui is Holistic

For over 15 years having studied and practiced all the Feng Shui schools from world masters, I believe it should be approached holistically. In the same way that every cycle of nature cannot work independently, seasons do not exist without the variant weather patterns, months do not exist without weeks, weeks cannot exist without the days. I believe that all schools play an important part in the effectiveness of Feng Shui.

Just as a tree cannot live without its roots, trunk or branches, your Feng Shui and your house are holistically and energetically connected.

For example, let's say that you have pulled a muscle in your leg. In order to reduce the pain, you favor it in some way only to realize that the imbalance is causing strain in your other leg, back, or another part of your body. You have exercise all your muscles to build the strongest body, just as you need to address the entire structure of the house to maximize the Feng Shui of your home.

The key to Feng Shui mastery is analyzing each aspect individually and combining the best energies of all the schools.

Bottom line:

**For masterful Feng Shui everything
needs to be holistically evaluated and incorporated.**

Creating the Best Team: Utilize the Most Effective Techniques from all Feng Shui Schools

Just as a Fortune 500 CEO puts together the best possible team of people to work on a project, **REAL Feng Shui in the home, office, and apartment**, incorporates the most effective techniques from all **Feng Shui traditions**. Each school has different aspects to consider. By evaluating each Feng Shui "layer" one at a time, you will discover which areas will improve your situation, and most importantly, how to make the most effective, holistic modifications.

Simple enough? There is a catch. In **Feng Shui Interior Design** there are strategies and compromises. Each Feng Shui layer or aspect must support all others. One situation often requires several solutions. Initially what appears to be the best solution may not be helpful and have a negative effect on another aspect of Feng Shui.

Feng Shui can cause as much harm as help if not done correctly. Here is an excerpt from The New York Times about just that!

"A veteran Feng Shui advisor notes troubling explosion of inexperienced Feng Shui practitioners and of people seeking quick fixes for finances and relationships. He has mopped up more than a few messes.

One man, advised to paint his front door red had unwillingly introduced the fire symbol into his home's career area. He lost his job. When he painted his front door blue, within a month he got a new one.*

Feng Shui can't always help, Karen had a Feng Shui horror house. She installed wind chimes and a mirror to dissipate the frontal energy assault, and put a mirror in the back to create a sense of circulation and water flow. She still "felt crushed by the house."

** Painting your front door red, among many other things can be a serious error. What I call an uneducated "tip-i-poo."*

1.6 Life Desires and the Bagua

**Feng Shui is harmful if you don't know what you are doing.
PLEASE BE CAREFUL! I ONLY want you to Improve your Life!**

Thinking Your Feng Shui is Vital

Feng Shui is truly not difficult. Weigh all alternatives before making decisions and review how each solution will influence your Feng Shui. If the first isn't the best holistic option, consider the second, or even the third. The best solutions are holistically beneficial to every condition. In other words, it will satisfy your Best Directions (Secret #7), Flying Stars (Secrets #8 & #9), and your Life-Desires (this Secret).

Like cracking oysters, let's incorporate one Feng Shui layer at a time and obtain our effective, life-enhancing, strand of pearls.

Master's Tip: Strategically, the second-best or even third-best Feng Shui alternative may be a better compromise because it beneficially supports all aspects within the holistic framework. As the Secrets unfold, this very important concept will become one of your greatest Feng Shui abilities.

Feng Shui and Ancient Chinese Brilliance

The evolutionary roots of Feng Shui are based on how the ancients applied the order of nature to their environment. Since its beginnings, Feng Shui was taught and passed down through word of mouth from master to student. Worthy students evolved into masters to teach new students, and so on.

To this day, some folklore (old wives tales and traditions that we all have in our family histories) Feng Shui was passed down in China from grandmother to the grandchildren. While studying in China a few years ago, my favorite lessons remain those of our young guide who explained why a grandma places special-calligraphy symbols on her door during the New Year.

TIP: **Chinese symbols** have traditional and personal meanings as well as specific intentions for each wish for good fortune. Excited on how to do this too? What are your **Personal** and **Chinese symbols**? Discover what they represent and where to place them in Secret #4.

Grounding Feng Shui and All Chinese Medicine through the I-Ching

Ancient China was once the most powerful place in the world because of their masterful Feng Shui. Asian people practiced Feng Shui by paying attention to the natural cycles, feeling the energies of space, and most importantly, listening to their grandmas.

As history would have it, China fell from its worldly power when its natural, good Form Feng Shui was disturbed. The masters say that when the Great Wall was built (throughout 700 miles in the Chinese landscape), it disturbed the "protective and good-fortune dragon" that was seen in the shape of the mountains. From the time that the Form Feng Shui was adversely altered, China has never again regained its strength.

Although most Feng Shui folklore was delivered by word of mouth, masters also consulted the **I-Ching** to further understand Feng Shui. The **I-Ching** is a book that discusses how the universe works and includes all Chinese philosophical wisdom. Its earliest version is said to have been written between 1027-221 BC with parts of it as early as 2852-2737 BC.

The **I-Ching** is a divination tool that provides guidance. It consists of sixty-four, short, philosophical readings called **Trigrams**. The Trigrams are brilliant graphic representations of life that when combined, generate perfect harmony and balance.

I love this part. You want to know something really cool?

1.8 Life Desires and the Bagua

Because everything is holistically connected in Feng Shui, the **Trigrams** are the same perfect, magnetic components of **Feng Shui Interior Design**. The **Trigrams** make up the **Feng Shui Bagua** or **PaKua** which (simply stated) is the template that defines the best places to locate certain rooms as well as place **furniture, accessories, and use of color**.

Color...

Feng Shui uses color to support you from the outside in
[ColorAlchemy](#) draws color benefits from the inside out

TIP: Pick up a copy of the **I-Ching** and take a good look at it. Some versions leave out the wonderful first section and jump right into the guidance. Make sure your copy includes the section about how Chinese metaphysicians define universal workings. It will become an invaluable resource.

Let me remind you of the most important Feng Shui Tips.

Every Feng Shui principle that you learn in my Home Study Master's Training, books, or from me any time or anywhere, can be applied to any environment:

- Feng Shui works in every facility: residential, commercial, healthcare, or restaurant.
- Size doesn't matter: college dorm room, small apartment, or mansion, Feng Shui works for you.
- Feng Shui will be effective whether you are renting or if you own the property.
- Feng Shui should be applied to every space of your house: living room, family room, bedroom, home office and kitchen.
- Feng Shui principles work in gardens and landscape design.

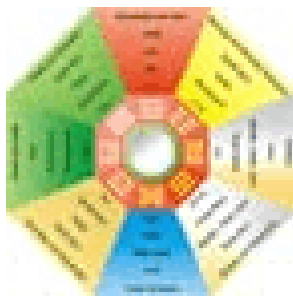
Secret #6, I will provide the tools and address room-by-room specifics. This is where you will combine everything that you have learned up to that point.

**YOU have the power to take action to
Create the Life YOU Want and Deserve!**

Remember, Feng Shui only works when you do it! To paraphrase Emily Dickinson: "as I get older, I love getting fresher" so it is with Feng Shui.

Here is a BONUS: Enjoy some Before and After ideas

I hope you are excited with the photos.
Let's take your excitement and learn the Bagua.



The Bagua

Bagua means "eight-sided" and is an energetic template for all Feng Shui aspects. The Bagua is based upon each of the directions: N, S, E, W, NE, NW, SE, and SW. Eight sides with eight directions.

That's it. Easy!

As mentioned before, understanding the Bagua's evolution is a must for serious Feng Shui students. Why? Let me share something that even those who say that they are Feng Shui experts do not even know and clear up a popular Feng Shui misconception: Life-Desires are only one aspect of the Bagua.

The evolution of the Bagua, defines all of the directional energies in Feng Shui including Best Directions (Secret #7), and the Flying Stars (Secrets # 8 and #9). By knowing all the Bagua energies, you will be able to create effective solutions.

1.10 Life Desires and the Bagua

Let's start by learning the Life-Desire aspect because it is the primary and easiest layer of the Bagua to understand. It familiarizes you with its eight-sided chart to identify where energies are located in your home.

Note: I always talk about Feng Shui in the home because **I want you to start Feng Shui-ing your dwelling first.**

**Home is where the heart is and
the place that most influences all aspects of one's life.**

Start by using the Bagua this way

(I still do it this way because it is so easy – even after 15 years).

1. Get your house floor plan or sketch one to proper proportion.

(I suggest making several copies and save the original to make future copies.)

Helpful hints to Sketching your Floor Plan

Feng Shui is all about bringing harmony into your life and creating good luck. Create some preliminary good luck by obtaining an original floor plan so you don't have to sketch one. New developments have them in their brochures. With resale properties, the owner may have a plan and/or the drawings may be available through your local building and zoning department.

Next option: If you need to sketch one, it is not very difficult.

Suggestion: You may find graph paper easier to use. Always draw with a pencil and have an eraser handy.

Next you need to:

- Examine the walls and floor plan of the structure
- Note approximate proportions
- To make it easier, consider before drawing:

Is your home rectangular? Square?
Wider, than narrow? Does it have missing areas?

- Draw in the front door in the structure's shell
Is the door in the center of the home's front wall?
On the left? On the right?
Or, is the door on the side of the house? If so, which side?

Sometimes the main door is on the side of the house. Sketch the door where it is located. Even though the main door may not be in the front, it may have better Personal Energies specifically for you (you'll see what I mean in Secret #7). Getting excited?

Continuing your diagram:

- Draw all doors leading to the outside.
- Draw in the major rooms along with their doors.
Is the master bedroom in the back right ? Back left?
- Are there are two bedrooms in the back left
(or back right)? Are they separated by a bathroom?
- Note the bedroom closets.
- While walking through your home's entry,
how does the space flow into the kitchen?
- How does the kitchen attach to the family room?
- After sketching the major rooms, next include
the bathrooms and hallways.

Note: Don't worry, your plan doesn't need to be perfect or to scale. However, the better the proportion, the more accurate you will be able to translate the Bagua. Take your time — it is well worth it.

2. Depending on the shape of your house, superimpose a rectangle on top of you floor plan. Divide it into nine-equal rectangles.

1.12 Life Desires and the Bagua

If your house is an exact rectangle, it is very simple.

back left		back right
front left door here?	door here?	front right door here?

Front of House

If your house is missing a corner or has an area(s) that sticks out, pay attention to the schematic.

back left		back right
front left door here?	front right door here?	front right door here?

Front of House

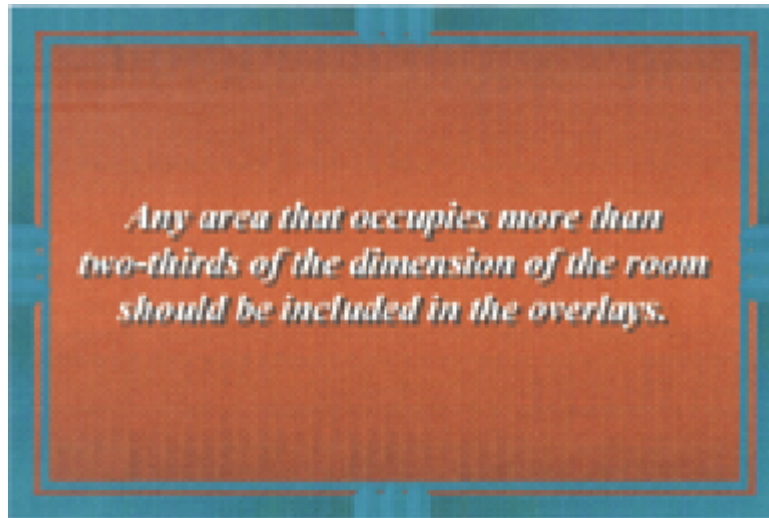
The bottom left area is included in bottom-left sector of the segmented Bagua because of its scale and proportion to the entire space.

back left missing		back right
front left door here?	front center missing	front right missing

Front of House

When there are areas that are proportionally larger, the Bagua needs to be "pulled out" to incorporate all major areas of the house. This example has missing sectors.

General Bagua rule:



For irregularly shaped houses, use your intuition (Secret #3) to determine which parts of your home need to be included in your Bagua rectangle.

You will use this Bagua repeatedly in Feng Shui Secrets #1, #6 #7 #8 and #9. If in any doubt, fax me your drawing (305-893-9995). I am happy to spend a few moments with you (at my standard phone consultation rate) so you can benefit from my experience and be 100% sure.

What if there is a missing piece or area that sticks out?

Good news/bad news: Remember how I said that Life-Desires are only one aspect of the Bagua? If your home is irregularly shaped or missing some areas, it may affect your 'good' or 'not-so-good' fortune.

1.14 Life Desires and the Bagua

- If you are only considering your Life-Desires, your house (and, perhaps your life) may be out of sync because a part of the whole is out of balance. Most definitely, the missing Life-Desire(s) can create weakness. Later in this Secret I will explain how you can enhance missing Life-Desire locations.

Either way, it is important to symbolically suggest that your home is a complete rectangle. Feng Shui is about wholeness. Please refer to my Book-of-the-Month-Club book [Feng Shui Today](#) for solutions to create balance in your Form Feng Shui. (See [Special Offers](#) too!).

- When considering the Best Directions (Secret #7) and Flying Star (Secrets #8 & #9) aspects, there are good energies and bad ones. It is good news to have bad energies in missing areas because their negativity will not affect your life and you can still activate missing Life-Desires.

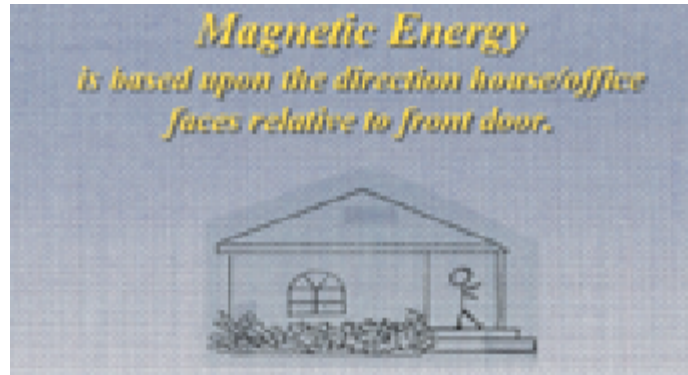
House-Facing Direction

Each of the eight rectangles drawn on your floor plan represents a direction determined from the way your house faces. The rectangle in the center has no direction.

Determine Facing Direction:

To identify the direction that a house is facing stand outside your home at the front door. With your back to the door, whichever direction your eyes are looking, is the direction that the house is facing.

Important: If the door is on an angle or not on the same wall as the front of the home, with your back on the front wall, you are looking at the Facing Direction.



For complete accuracy (I would prefer that you did not guess), **I recommend that you use a compass.**

Taking a Compass Reading:

If you do not already have a compass, go to a camping store and purchase one that allows you to read compass degrees. A typical "boy-scout" compass is perfect. If there is any doubt about how to read it, ask the sales clerk to show you just how easy it is.

Standing at your front door (with your back flat against it), point the compass in the Facing Direction (the direction that your eyes are looking). Whatever your compass says is the House-Facing Compass Direction. Be careful of wearing any metal objects (including the door if it is metal) as it may alter the magnetic reading.

After discovering the direction your home faces, write the direction of each section in the appropriate rectangle according to the orientation of the front of your house.

"Turning your Bagua according to house facing direction" is very important as it will be extremely helpful when analyzing all Bagua energies.

1.16 Life Desires and the Bagua

When you align your Bagua with the direction that your house is faces, it will be easier to analyze your floor plan. The directionally-tuned Bagua is the chart that you use for as long as you live in your house. **Directional energy never changes.**

Here are several directional Bagua examples:

SW	W	NW
S		N
SE	E	NE

Front of Home

With your back flat against the front door, if your eyes look East (directly toward the sunrise), this is your Bagua.

With your back flat against the front door, if your eyes look West (toward the sunset), here is your Bagua.

NE	E	SE
N		S
NW	W	SW

Front of Home

N	NE	E
NW		SE
W	SW	S

Front of Home

With your back flat against the front door, if your eyes face Southwest, this is your Bagua.

IMPORTANT TIP: Be extremely careful labeling directions.

Remember, the directions ALWAYS follow a set sequence. When your house is facing SW, the clockwise sequence is SW, W, NW, N, NE, E, SE, S, and it returns to SW.

To help with "turning your Bagua," check out my helpful, [Personal Success Map Computer-Magic Life-Desires, Best Directions and Flying Star Bagua resource guide](#).

What have you learned so far?

You have learned about the different Feng Shui schools. You have learned how to draw a Bagua on top of your house plan with its corresponding directional energies.

And I hope you learned the most important tip of all:

You have to PRACTICE your Feng Shui to create an environment that works for you and to have the life you want and deserve!

Energetic representations of the Life-Desire Bagua

The same way that there are nine equally-sized rectangles on your home Bagua, there are nine Life-Desire areas. When these areas are activated with decorative accessories they will beneficially influence your life.

1.18 Life Desires and the Bagua

Life-Desires Chart

Life-Desire	Representation	Questions to Ask Yourself
Career	Your Work & Life Experience	Do You Love Waking Up Daily?
Helpful People Travel	People who Assist You Benefactors	Do Your Friends & Associates Support You? Do you Venture Out to Discover Life?
Children Creativity	Your Offspring Your Creations	How is Your Relationship with Children? Are you Spontaneous & Playful?
Relationships	Your Intimacies Deep Friendships	Do You have a Successful Marriage and/or Business Partnership? Do you get along Well with Others?
Fame Recognition	Public Position Status	How are you Received by Others? Is your Reputation Good?
Wealth	Your Finances and Attitude All the Abundances of Life	Do you have All that you Desire? Do You Live a "Rich," Full Life?
Family	Those People You Call Family	How do you get-along with Family, Co-workers and Acquaintances?
Knowledge	Education, Spiritual Beliefs, and Philosophies	Are You Learning and Expanding Your Expression of Self?
Health Heart Energy	Health, Stamina & Well Being Love of LIFE	Could it Be Better?

The Life-Desires include: Career, Helpful People, Travel, Children, Creativity, Relationships, Fame, Recognition, Wealth, Family, Knowledge and the Tai Chi or Heart/Health Center.

Spend a few minutes with the Life-Desires Chart to discover their representation and the "Questions to Ask Yourself."

SE <i>Wealth</i> wood element	S <i>Fame</i> fire element	SW <i>Relationship</i> earth element
E <i>Family</i> wood element	Tai Chi <i>Heart Center</i> earth element	W <i>Children</i> metal element
NE <i>Knowledge</i> earth element	N <i>Career</i> water element	NW <i>Helpful People</i> metal element

Ready to take Feng Shui action?

Where are each of the Life-Desires located in the Bagua and what Decorative Ideas can you use to activate them?

The Steps

- Determine which Life-Desire(s) you would like to enhance.
- Identify the direction of each section.
- Go to the represented room or area of your house.
- Place related Life-Desire accessories in the appropriate locations.

Examples: To activate your Career Desire, place items in north room of your home. Items should be symbolic of the Career that you would like to have or that you want to be more successful.

To activate your Helpful-People Desire, place items in the northwest that are symbolic of what Helpful People means to you.

1.20 Life Desires and the Bagua

Bagua Direction and Decorative Ideas

Life-Desire	Bagua Sector/Location	Beneficial Personal-Symbol Ideas
Career	north	Items that represent the career you would like to have or that you need to be more successful.
Helpful People Travel	northwest	A great place to put a collection of items that you "personify" as your Helpful People. Photos of places you'd like to go.
Children Creativity	west	Items representing creative hobby or projects.
Relationships	southwest	Pairs of Lovers: dolphins, doves, a couple "walking on the beach into the sunset"
Fame Recognition	south	A favorite picture of yourself in a red frame or someone that you would like to emulate.
Wealth	southeast	Place rich-looking items or photos of a special item you'd like to treat yourself to.
Family	east	Happy pictures of family & friends
Knowledge	northeast	Inspirational Symbols: Buddha, angels, contemplative art work
Health Heart Energy	center	Healthy, Live Plants & Symbols of Completion and Fullness

MEGA BONUS! For a lot more attributes for each Life-Desire such as what kind of art, shapes and colors that may be used for each sector along with more decorative ideas, [Go Here](#) for about 20 more Bagua pages.

Missing Sector Solutions

I promised to tell you how to activate Life-Desires if your home has missing sectors. Here goes...

The Bagua is a very flexible tool that is used on many different levels. You can use it:

- **On the macro/macro level:** Entire site may include the yard, garden and/or the land on which the house (or apartment complex, office) sits.

For example, let's say the Career room is missing in your house. You can solve the missing area and activate the Career area of your garden with blue (the color of Career) flowers.

- **On the macro level:** Entire house (we already spoke about how using the floor plan is helpful to determine the nine-equal Bagua sectors).

- **On the micro level:** Every room has its own Bagua. With the missing Career room (on the macro/house level), consider what room(s) would be most appropriate to Career such as your home office. Activate the north area of the appropriate room(s) with Career items such as a picture of you in "your Career uniform" or a diploma/award in a black or blue frame (Water Element: Secret #5).

- **On the micro/micro level:** Each piece of furniture can be used with a Bagua overlay. Consider which piece of furniture is most appropriate to your Career such as a desk. Place a Career item in the north area on your desk (if it doesn't interfere with your work) such as a blue, glass accessory that is symbolic of your Career.

1.22 Life Desires and the Bagua

The "Questions to Ask Yourself" and your [FREE Life-Assessment survey](#) helps you determine what you want to enhance.

Additionally, your Bagua can become a working tool to identify issues that you may not have readily admitted to yourself. We'll talk more about that in Secret #3 but here is a teaser. Now that you know where the Life-Desires energies are located in your home, look around at the objects placed in each sector. What are they saying to you? Make sure your accessories only say good things.

Learn from a favorite, real-life, consultation story...

When Jane called, her fiancée had just moved out. It was the latest in a string of severed relationships. At 41, what she wanted most was to be married and have a child, Intuitively, she had purchased a sculpture of a couple kissing. While dusting, it fell to the floor and the man's head broke off. She became fearful and promptly glued the head back on.

Now, you might think that this relates to the Relationship Desire, but not entirely. This core issue is rooted in "Knowledge and Self-Cultivation."

Self-Knowledge is the Primary Guide for all other Desires. The accessory was telling her that she wasn't ready to find a new relationship because it may "break" again. She never stopped to question what she might have been doing to sabotage her relationships. With "broken-headed man," it was very clear to me that she needed to "distance herself" and give herself time to evaluate what she wanted in a partner.

The Universe and her subconscious implied that she needed to know herself better. She needed to stand in her own personal power first, discover what she wanted and what she didn't. By doing so, she would learn what would make her happy in a relationship, instead of compromising her desires and settling out of desperation.

What is the lesson?

Things are not always what they appear. Pay attention and take a truthful look at the emotional representations of the items around you. Discover yourself by looking at your accessories with a psychological eye. Feng Shui is a thinking process that helps you learn about core issues in a symbolic way.

Special Tips:

Deepen Love

In your bedroom (governed by SW), place posters, paintings collages, and/or photos of your love such as your wedding picture. Place a pair of Mandarin ducks (mate for life), lovers, doves, dolphins, hearts, and/or any love symbols. Consider accessories with personal associations and symbols of relationship, such as a romantic vacation and/or honeymoon mementos

Add red, pink, and white colors and/or items made of stone and ceramic (the Earth Element - Secret #5). A rose quartz rock is perfect!

Fill the room with scent-ual aromatherapy. Check out some good essential oils for Sex/Marriage blends [here](#) and more in my [Essence of Feng Shui](#) book.

Buy a romantic bed and drape it with white lace. Dress it with yummy sheets.

Fill a champagne bucket with delicate white and pink fresh flowers.

Don't forget to set the intent with the "4 C's of marriage:" cut, clarity, color, and carat. Just kidding!

1.24 Life Desires and the Bagua

The 4 C's of marriage:

Commitment, Communication, Cultivation, and Compromise.

Increase Wealth

In the southeast room or southeast area of your home office (and/or the room that you use for your personal business), place art depicting desired possessions that inspire a strong feeling of wealth. Art can depict places you'd like to travel. You can even make a collage with pieces of play money

Dress the areas with blue, purple, red, jewel tones or green (the Wood element - Secret #5)

Include column-like shapes that are tall and thin. Consider pedestals or striped fabric.

Include Wood items such as furniture and picture frames. A wood Porsche sculpture is great (if you'd like to "grow enough Wealth" to have your dream car).

Fill the room with such wealth-enhancing essential oils as grapefruit, frankincense, sandalwood, or ginger. Check out some good essential oils for Will/Wealth blends [here](#) and more in my [Essence of Feng Shui](#) book.

Incorporate healthy plants with shiny, rounded, coin-shaped leaves or blooming, flowering ones in "Wealth" colors.

Add symbols such as the dollar bill earned in a new business or foreign money from a successful trip.

Place valuable possessions and collections as antiques, art sculpture, coins, and crystals in the southeast area.

Improve Health

The center of your home is your Tai Chi and should be lived in not just used for guests and friends (IMPORTANT!). In the center of each room, place art that is pleasing. Be careful not to have political, scary, or confrontational. All art should make you feel warm, inviting, loving, happy, full, and alive

Use colors that inspire happy living. Earth tones are exceptionally good, items made of ceramic and stone (the Earth Element - Secret #5).

Fragrance the room with warm and calming Essential Oils as ylang ylang, cedarwood, cinnamon, orange, tangerine, rose, or lavender.

.

Raise Your Spirit

Place "spiritual art" in the northeast room or the northeast area of your bedroom and/or meditation room. Consider images or paintings of mountains to lift your spirit. Incorporate photos of sacred sites or places that you find to have special energy. Use art such as spiritual or wise people that inspire you or hang inspirational posters and frame your favorite quotes.

Incorporate black, blue, green, and earth tones (Earth Element-Secret #5) or earth shapes that are flat, bulky.

Use items made of stone and ceramic.

Spray the room with vision-enhancing fragrance such as basil, peppermint, chamomile, or rosemary essential oils.

1.26 Life Desires and the Bagua

In the northeast, add symbols of personal associations of knowledge, spirituality, and self-cultivation. But do not place statues of Buddha or spiritual icons on the floor, it is disrespectful.

You may want to get a comfortable lounge chair with a good light (with varying illumination levels). Use your special chair for reading and meditation.

Place a few books, tapes and uplifting resource materials that you can easily enjoy when you have a free moment.

BONUS: Combining the Bagua with the Chakras

Did you also learn about the **Chakras** on the **bonus Bagua pages**? The Chakras are the energy centers in your body that hold core issues and life-force attributes. As you discovered on the Bagua pages, each Chakra has a specific energetic function associated with the Bagua energies.

In **The [Essence of Feng Shui](#)**, I write about how aromatherapy is an excellent Feng Shui enhancer because of its multiplicity of benefits. I also explain that ones body is the "house" for spirit and emotions. Your home is what provides protection and support for your body, mind, and spirit. **When you incorporate your valuable sense of smell to Feng Shui you double life-enhancing results.**

Re-evaluate your results from your **[Life-Assessment survey](#)** To help you focus on which Bagua and/or Chakra Energies need your attention. Want more?

Enjoy this BONUS article that I was inspired to write after a real-life consultation. It is about how the **[Helpful People sector and the Throat Chakra are related](#)**.

From this article, what do you consider the most important Bagua tip?

When you realize a Life-Desire that you would like to improve, go to that/these sector(s) in your home and/or office and see what items are located there.

For example: If you would like to enhance your Wealth, go to the southeast sector of your home and the southeast sectors of other rooms.

Be Aware. While in the southeast, you may discover a Personal Symbol that holds un-wealth energy which is not in your best interest (and you'll learn much more about this in Secret #4).

Get it? Yes? Excellent!

**You are starting to Think Your Feng Shui
The Most Valuable Lesson of all!**

This week, spend time with your Life-Desire Bagua and identify the items that you already have in and around your home and place them in their appropriate life-enhancing locations.

In the days that follow, pay attention to your experience as you move items. You may discover some located in Life-Desire areas may be harmful to you. Your observations will take you right into next week's Clutter Secret.